

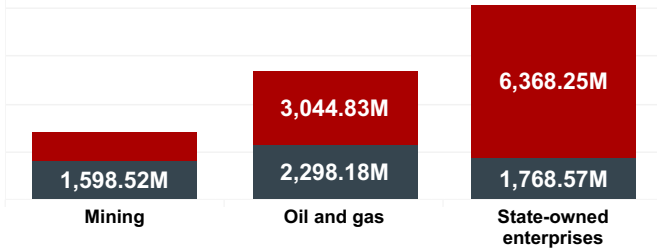
* Use **ESC** to Reset all Filters



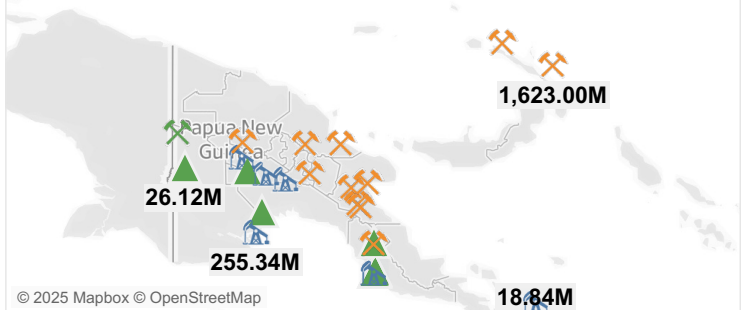
Year All	Sector All
Company All	Payment Level All

Overall Amount	National Amount	Sub-National Amount
16,337.71M	10,672.45M	5,665.27M

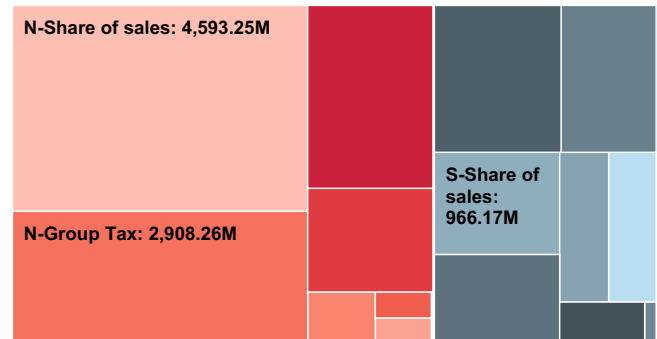
Sectors



Project Map



Payment Type Summary



Companies

	National	Sub-National
Kumul Petroleum Holding..	4,481.82M	
Oil Search (operator oil pr..		
Ok Tedi Mining Ltd (Mt Fu..		
ExxonMobil PNG (operato..		
Lihir Gold Ltd (Luise Cald..		
Mineral Resources Devel..	2.92M	
Barrick (Niugini) Ltd (Por..		
Kumul Consolidated Hold..		
JX Nippon (and subsidiari..		3.01M
MCC Ramu NiCo Ltd (Kur..		
Eda Oil Ltd		
Simberi Gold Company Lt..		
Hidden Valley Joint Ventu..		
Morobe Consolidated Gol..		
Kumul LNG Ltd	32.63M	
Petromin PNG Holdings L..	31.57M	0.59M
National Petroleum Comp..		0.09M
Santos Ltd (and subsidiar..	22.95M	
Total E&P PNG Ltd	18.84M	
Tolukuma Gold Mines Ltd..		
Ramu Nickel Ltd		7.60M
Merlin Petroleum Company		
Newcrest PNG 2 Ltd/ Wafi..	1.82M	
Petroleum Resources Go..	0.20M	
Petroleum Resources Kut..	0.06M	
Niuminco Edie Creek Ltd ..		0.04M

Recipient Type with Recipients

